

## PENNSYLVANIA ONE CALL SYSTEM

### CALL BEFORE YOU DIG

If you are thinking of installing an in-ground pool, building a room, or undertaking any project that will involve major digging, have your contractor check to see if there is anything **under** the ground.

Many utilities, including electric, telephone, water, sewage, cable and natural gas, bury their lines. And you don't want to damage them or risk injury.









Just one telephone call to the **Pennsylvania One Call System (811 or 1-800-242-1776)** can tell you all you need to know. This non-profit organization has years of experience helping both do-it-yourselfers and contractors get their digging projects off to a safe start.

Be sure to call at least three (3) working days before you plan to begin your project. Pennsylvania One Call System will run a computer look-up to identify and notify affected utilities. The utilities will respond by marking the location of their lines or informing the excavator of "no conflict" with the site. There is an annual fee to contractors for this service.

Get your project off to a safe start. Before you dig, have the excavator **call Pennsylvania One Call System: 811 or 1-800-242-1776.**



#### TEMPORARY MARKING GUIDELINES

	<b>WHITE</b>	Proposed Excavation
	<b>PINK</b>	Temporary Survey Markings
	<b>RED</b>	Electric Power Lines, Cables, Conduit and Lighting Cables
	<b>YELLOW</b>	Gas, Oil, Steam, Petroleum or Gaseous Materials
	<b>ORANGE</b>	Communication, Alarm or Signal Lines, Cables or Conduit and Traffic Loops
	<b>BLUE</b>	Potable Water
	<b>PURPLE</b>	Reclaimed Water, Irrigation and Slurry Lines
	<b>GREEN</b>	Sewers and Drain Lines

The following information is needed when you call PA One Call System.

**YOUR TELEPHONE NUMBER**

**YOUR MAILING ADDRESS**

**COUNTY**—The name of the county where the work will take place

**MUNICIPALITY**—City, Township or Borough where the work will take place

**THE ADDRESS WHERE THE WORK WILL TAKE PLACE**

**THE NEAREST INTERSECTING STREET TO THE WORKSITE**

**THE NAME OF A SECOND INTERSECTION NEAR THE WORK SITE**

**IS THE PROPOSED EXCAVATION AREA (WORK SITE)**

**MARKED IN WHITE? - Yes or No**

**OTHER INFORMATION THAT WOULD HELP THE LOCATOR**

**FIND THE SITE**—Clarifying information to specify the exact location of the dig.

**THE TYPE OF WORK BEING DONE**

**WHETHER THE WORK WILL TAKE PLACE IN:** Street, Sidewalk, Public or Private Property

**THE APPROXIMATE DEPTH YOU ARE DIGGING**

**THE EXTENT OF THE EXCAVATION**—The approximate size of the opening, the length and width or diameter

**THE METHOD OF EXCAVATION**—How will the earth be moved?

**WHO IS THE WORK BEING DONE FOR**

**PERSON TO CONTACT IF THE UTILITIES HAVE QUESTIONS**

**THE CONTACT PERSON'S PHONE NUMBER**—The phone number with area code for daytime contact

**THE BEST TIME TO CALL**

**FAX NUMBER AND/OR EMAIL ADDRESS**—The responses from the facility owners will be sent to you

**SCHEDULED EXCAVATION DATE AND START TIME**—not less than 3 business days or more than 10 business days

**DURATION OF A JOB**—How long with the job take

**ANY ADDITIONAL REMARKS YOU MAY HAVE**

You will be given a 10-digit serial number as confirmation of your call and our system will send you the responses from the utilities on the morning of your scheduled excavation date via fax or email.